

LIS Section Meeting



Optics solutions for the PS2 ring

Y. Papaphilippou

February 11th, 2008



Contributors

- **W. Bartmann, M. Benedikt, C. Carli, J. Jowett**
(CERN)

Acknowledgements

- **G. Arduini, R. Garobi, B. Goddard, S. Hancock**
(CERN), **Y. Senichev** (FZ Jülich), **D. Trbojevic**
(BNL)



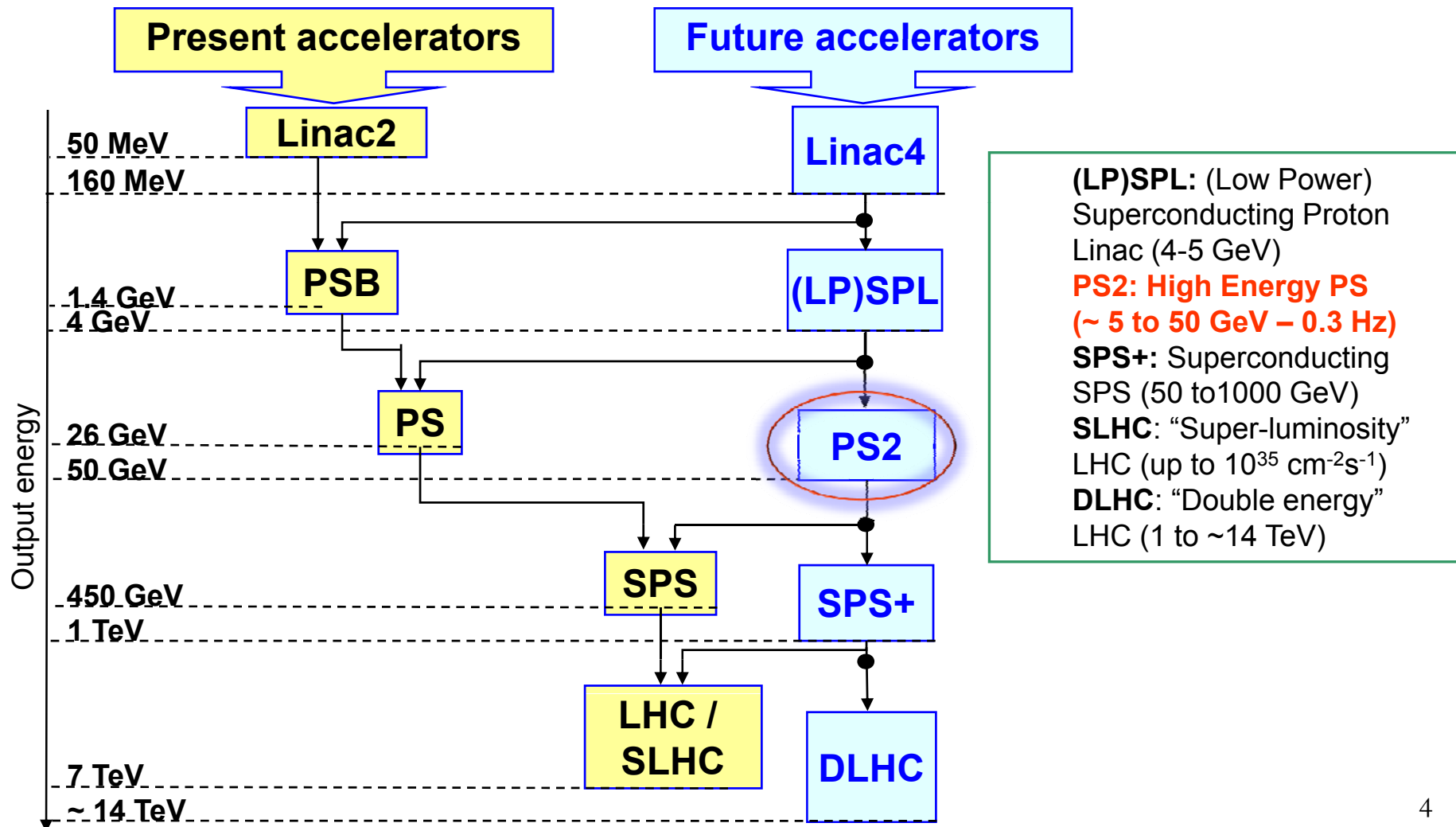
Outline

- Motivation and design constraints for PS2
- FODO lattice
- Doublet/Triplet
- Flexible (Negative) Momentum Compaction modules
 - High-filling factor design
 - Tunability and optics' parameter space scan
 - “Resonant” NMC ring
 - Hybrid solution
- Comparison and perspectives

Motivation – LHC injectors' upgrade

R. Garoby, BEAM' 07

- Upgrade injector complex.
 - Higher injection energy in the SPS => better SPS performance
 - Higher reliability



Design and optics constraints for PS2 ring

- Replace the ageing PS and improve options for physics
 - Provide 4×10^{11} protons/bunch for LHC (vs. 1.7×10^{11})
 - Higher intensity for fixed target experiments
- Integration in existing CERN accelerator complex
- Versatile machine:
 - Many different beams and bunch patterns
 - Protons and ions

Basic beam parameters	PS	PS2
Injection kinetic energy [GeV]	1.4	4
Extraction kinetic energy [GeV]	13/25	50
Circumference [m]	200π	1346
Transition energy [GeV]	6	$\sim 10/10i$
Maximum bending field [T]	1.2	1.8
Maximum quadrupole gradient [T/m]	5	17
Maximum beta functions [m]	23	60
Maximum dispersion function [m]	3	6
Minimum drift space for dipoles [m]	1	0.5
Minimum drift space for quads [m]		0.8
Maximum arc length [m]		510

Constrained by incoherent space charge tune-shift $\Delta Q_{sc} \propto \frac{N_b}{c_n \beta \gamma^2 B_f} < 0.2$

Improve SPS performance

Analysis of possible bunch patterns:
 $C_{PS2} = (15/77) C_{SPS} = (15/7) C_{PS}$

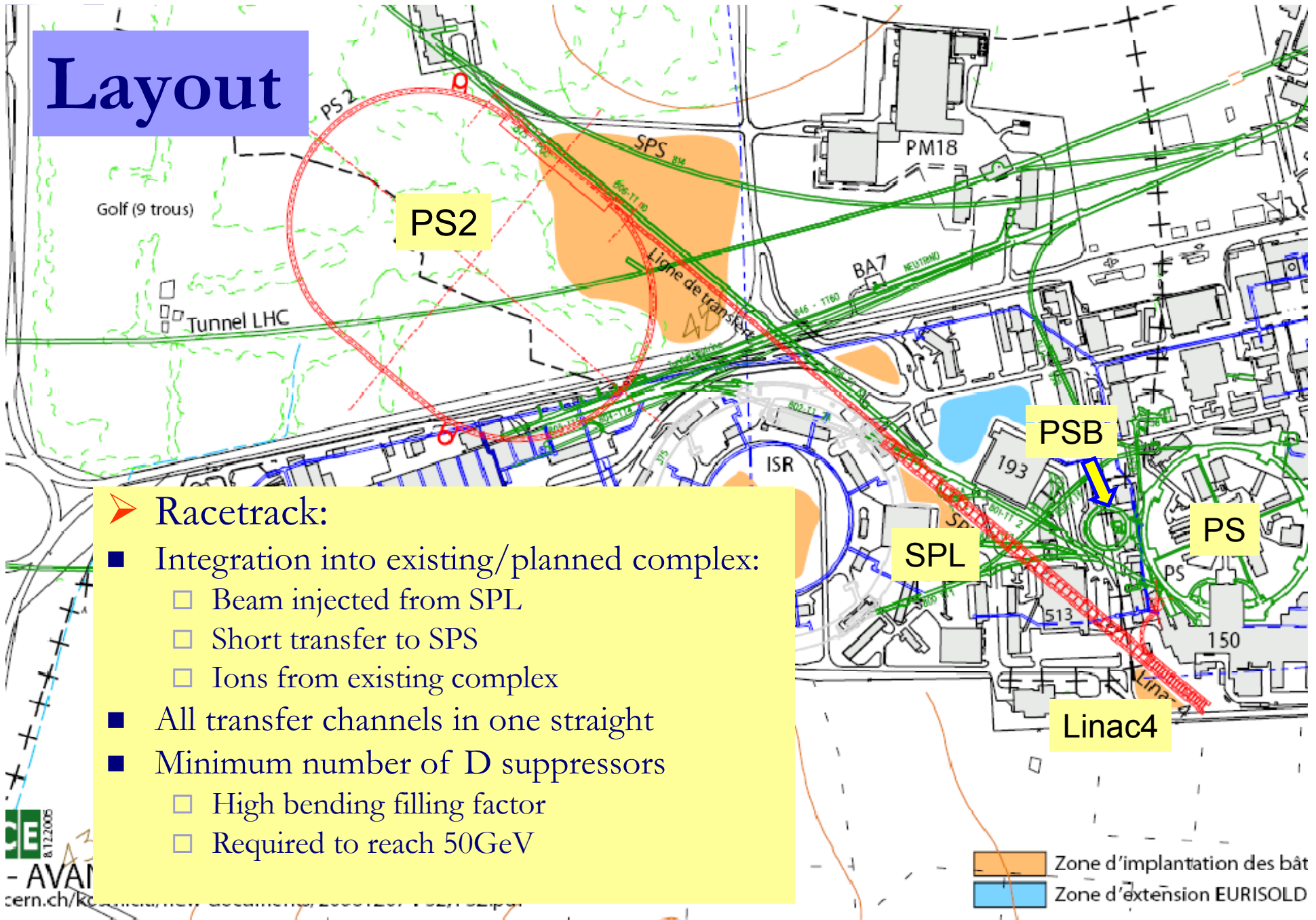
Longitudinal aspects

Normal conducting magnets

Aperture considerations for high intensity SPS physics beam

Space considerations

Layout



➤ Racetrack:

■ Integration into existing/planned complex:

- Beam injected from SPL
- Short transfer to SPS
- Ions from existing complex

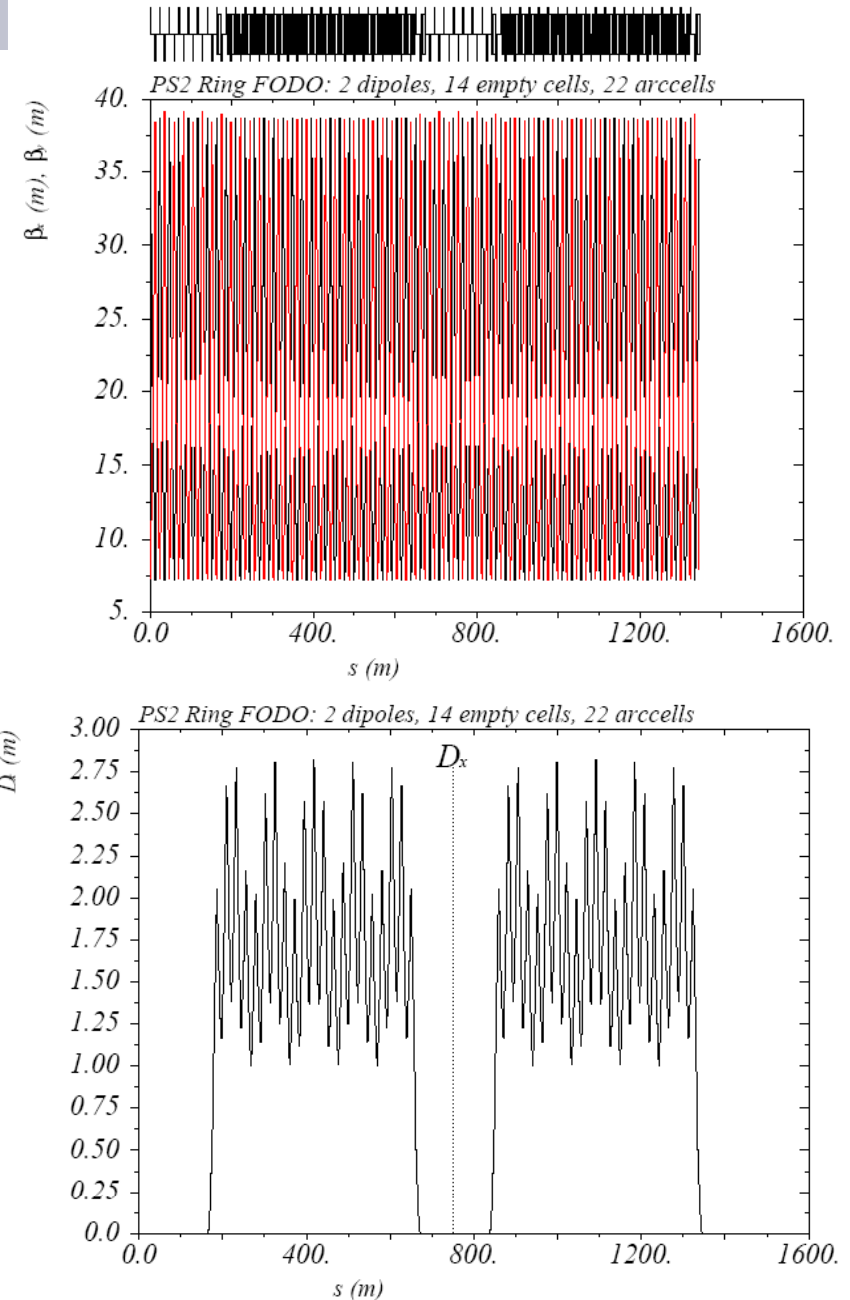
■ All transfer channels in one straight

■ Minimum number of D suppressors

- High bending filling factor
- Required to reach 50GeV

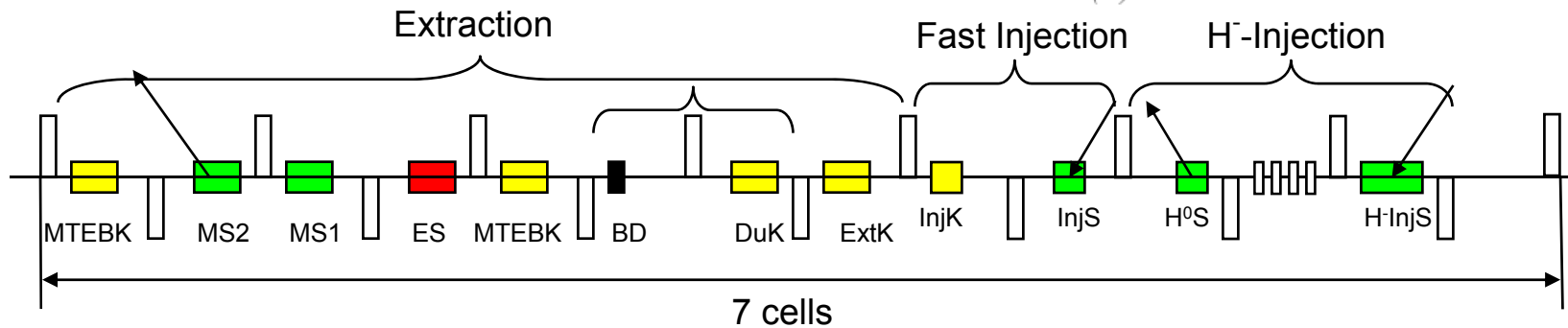
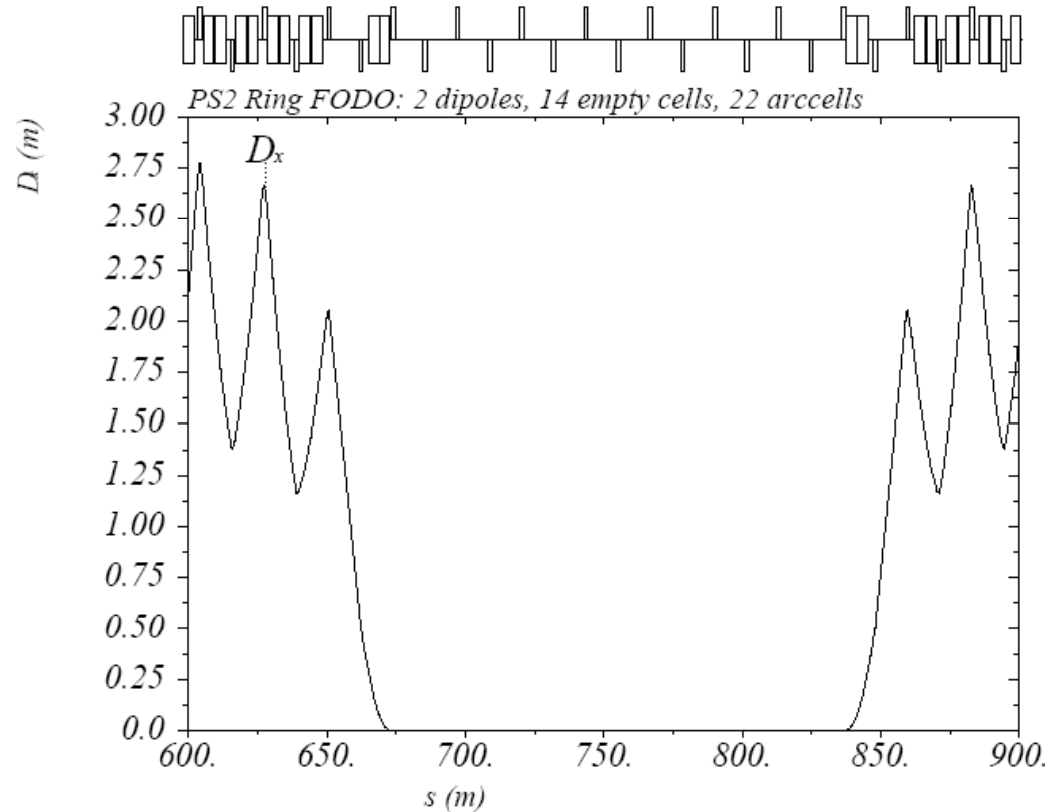
FODO Ring

- Conventional Approach:
 - FODO with missing dipole for dispersion suppression in straights
 - 7 LSS cells, 22 asymmetric FODO arc cells, 2 dipoles per half cell, 2 quadrupole families
 - Phase advance of 88° , γ_{tr} of **11.4**
 - 7 cells/straight and 22 cells/arc -> in total 58 cells
 - $Q_{H,V} = 14.1-14.9$
 - Alternative design with matching section and increased number of quadrupole families
 - Transition jump scheme under study

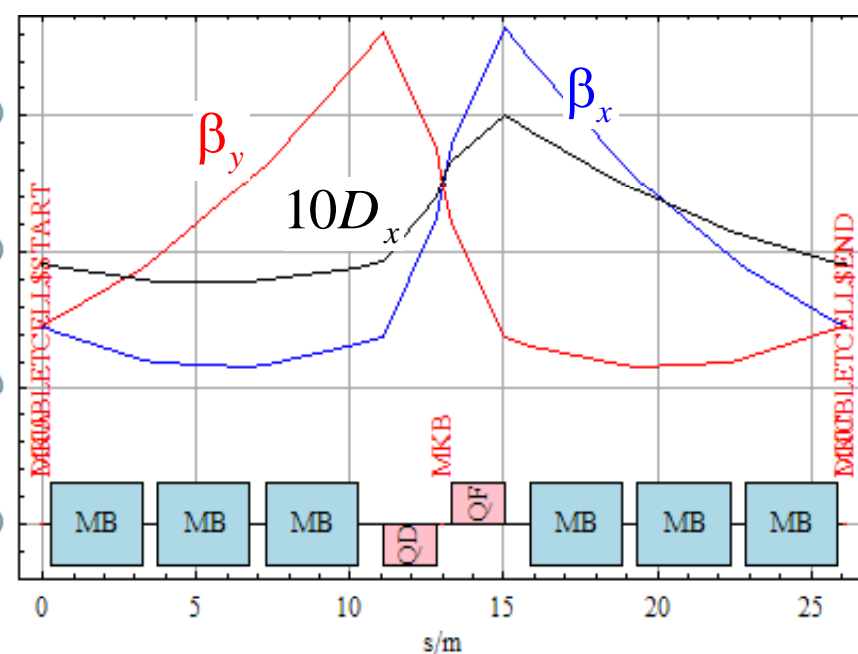
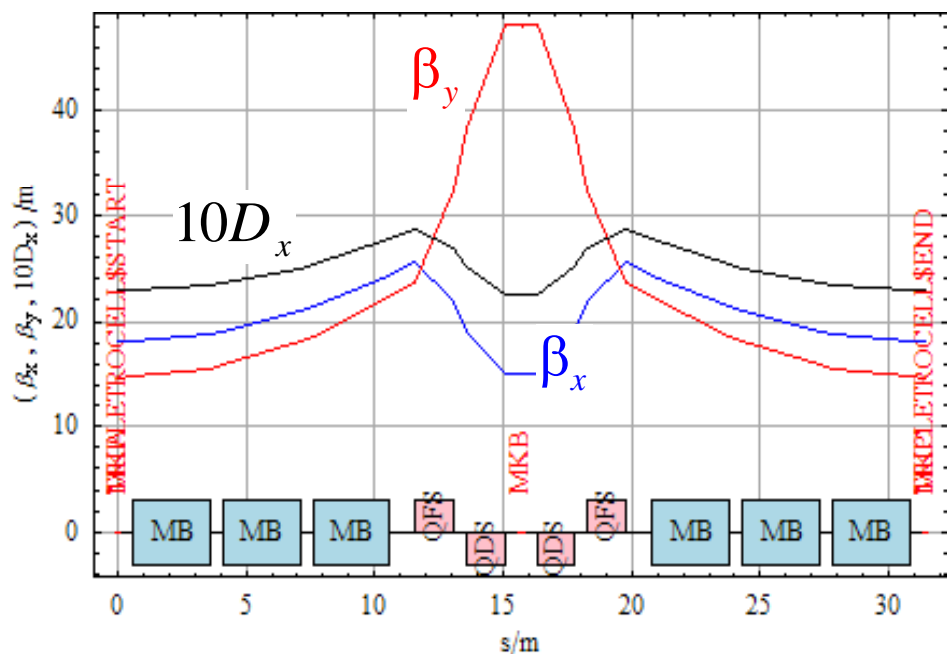


Dispersion suppressor and straight section

Cell length [m]	23.21
Dipole length [m]	3.79
Quadrupole length [m]	1.49
LSS [m]	324.99
Free drift [m]	10.12
# arc cells	22
# LSS cells:	7
# dipoles:	168
# quadrupoles:	116
# dipoles/half cell:	2



Doublet and Triplet arc cells



Advantages

- Long straight sections and small maximum β 's in bending magnets (especially for triplet)

Disadvantage

- High focusing gradients

Flexible Momentum Compaction Modules

- Aim at negative momentum compaction (NMC modules), i.e.

$$a_c = \frac{1}{C} \oint \frac{D(s)}{\rho} ds < 0$$

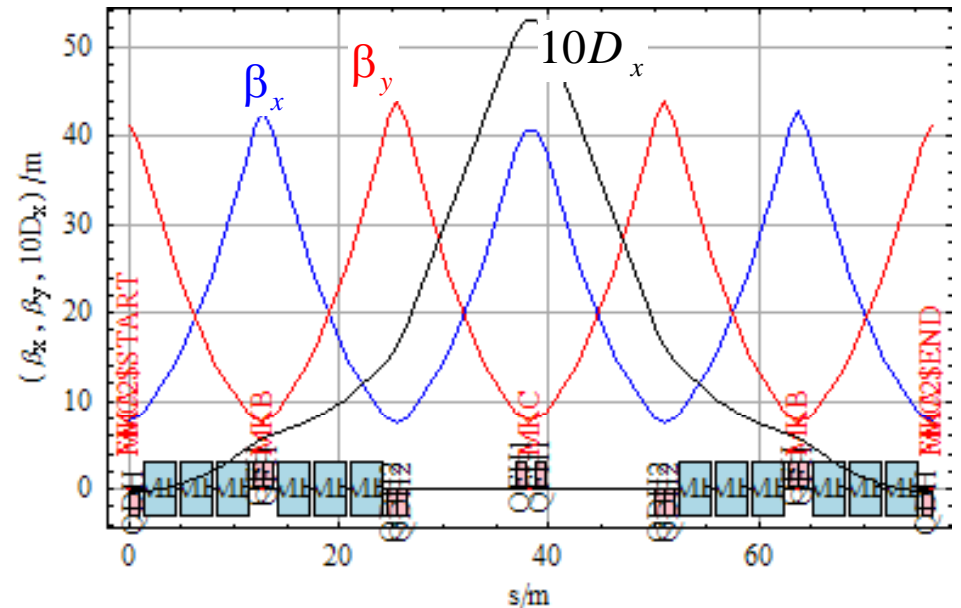
- Similar to and inspired from existing modules

(SY. Lee et al, PRE, 1992, J-PARC high energy ring)

- First approach

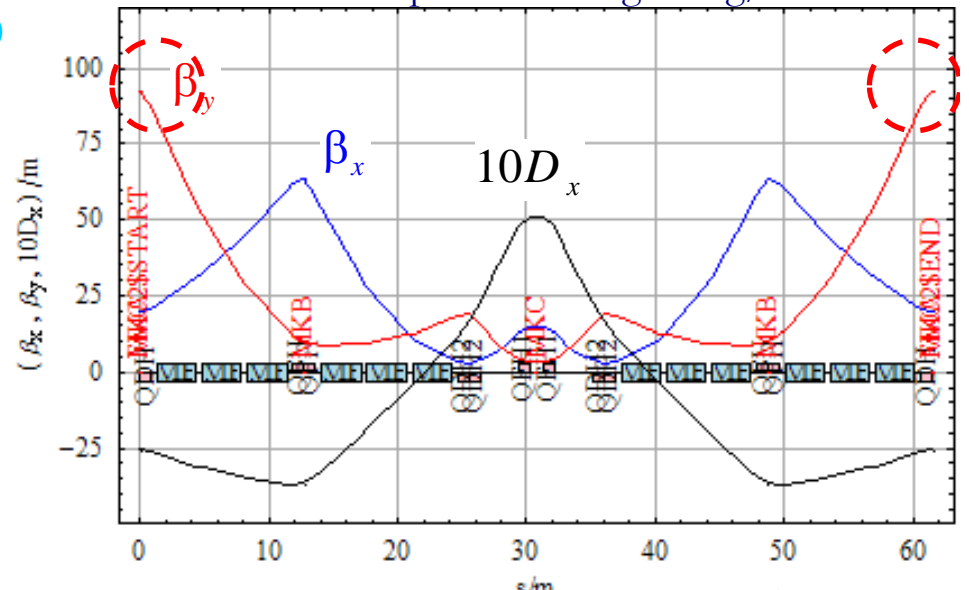
- Module made of three FODO cells
- Match regular FODO to 90° phase advance
- Reduced central straight section without bends
- Re-matched to obtain phase advance (close to three times that of the FODO, i.e. 270°)

- Disadvantage: Maximum vertical β above **80m**



regular FODO 90°/cell

-> zero dispersion at beginning/end



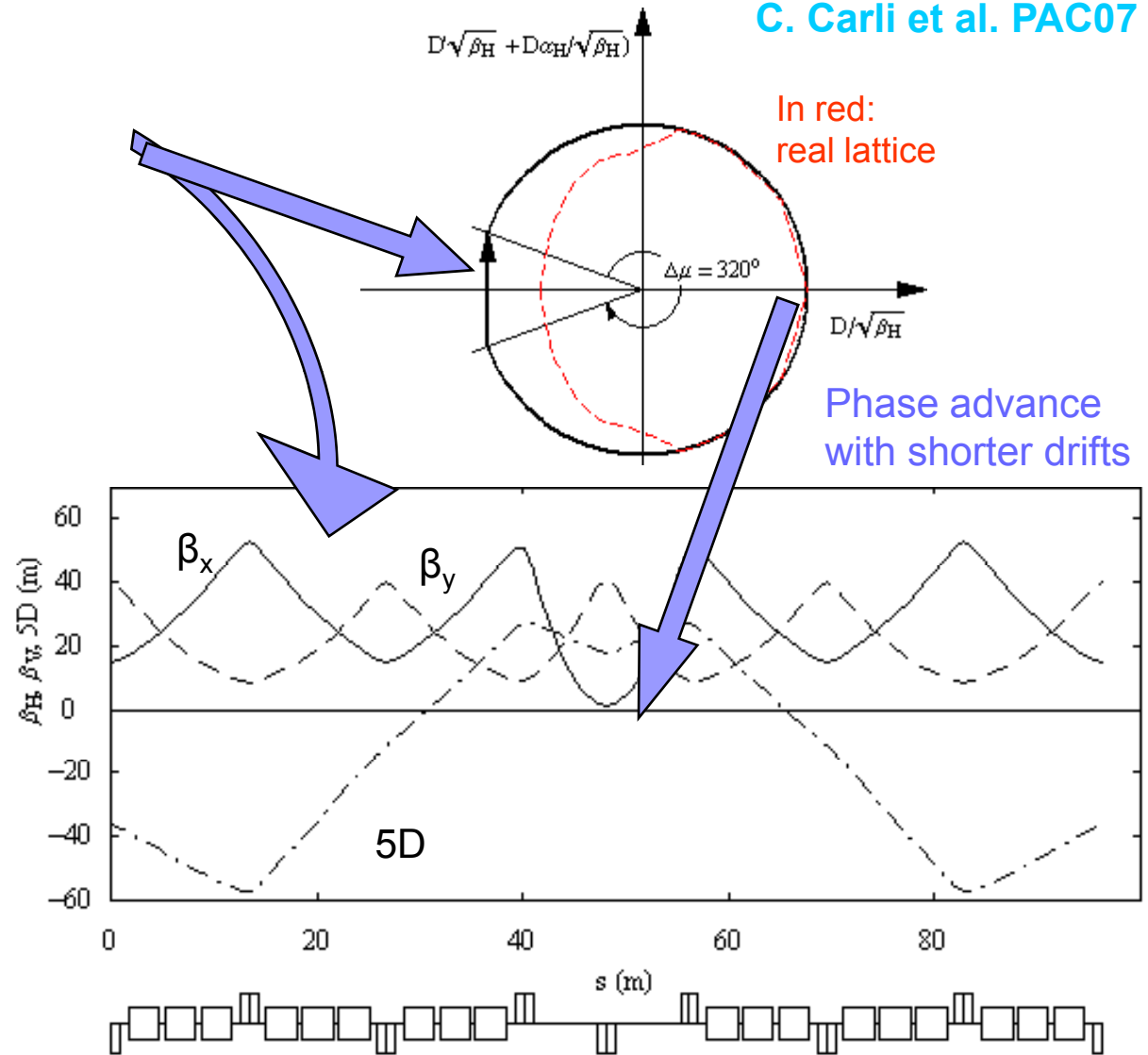
reduced drift in center, average 90°/cell
-> negative dispersion at beginning/end

$$Y_{tr} \sim 10i$$

NMC modules with high filling factor

- Improve filling factor: four FODO per module
- Dispersion beating excited by “kicks” in bends
- Resonant behavior: total phase advance $< 2\pi$
- Large radii of the dispersion vector produce negative momentum compaction
- High phase advance is necessary

C. Carli et al. PAC07

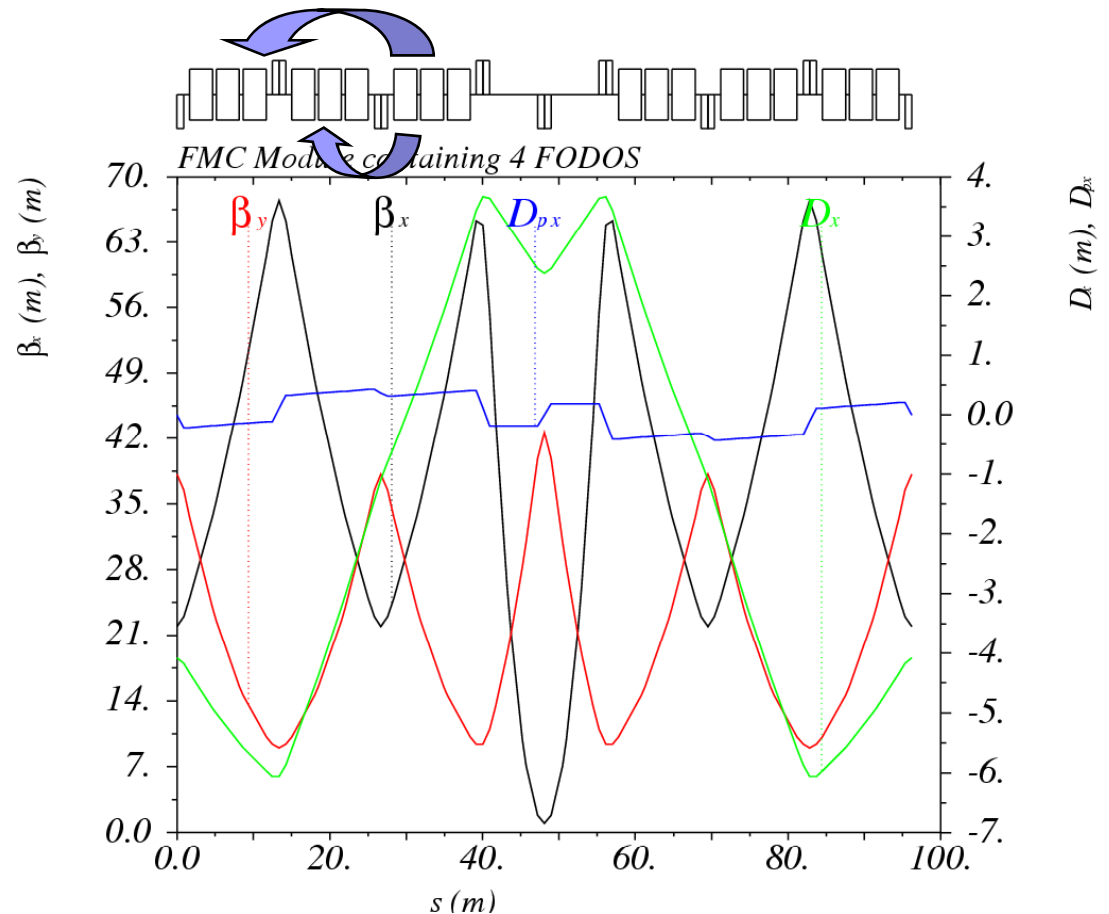


Improving the high filling factor FMC

- The “high-filling” factor arc module

- Phase advances of **280°**, **320°** per module
- Υ_t of **8.2i**
- Four families of quads, with max. strength of **0.095m⁻²**
- Max. horizontal beta of **67m** and vertical of **43m**
- Min. dispersion of -6m and maximum of 4m
- Chromaticities of **-1.96**, **-1.14**
- Total length of **96.2m**

- Slightly high horizontal β and particularly long module, leaving very little space for dispersion suppressors and/or long straight sections



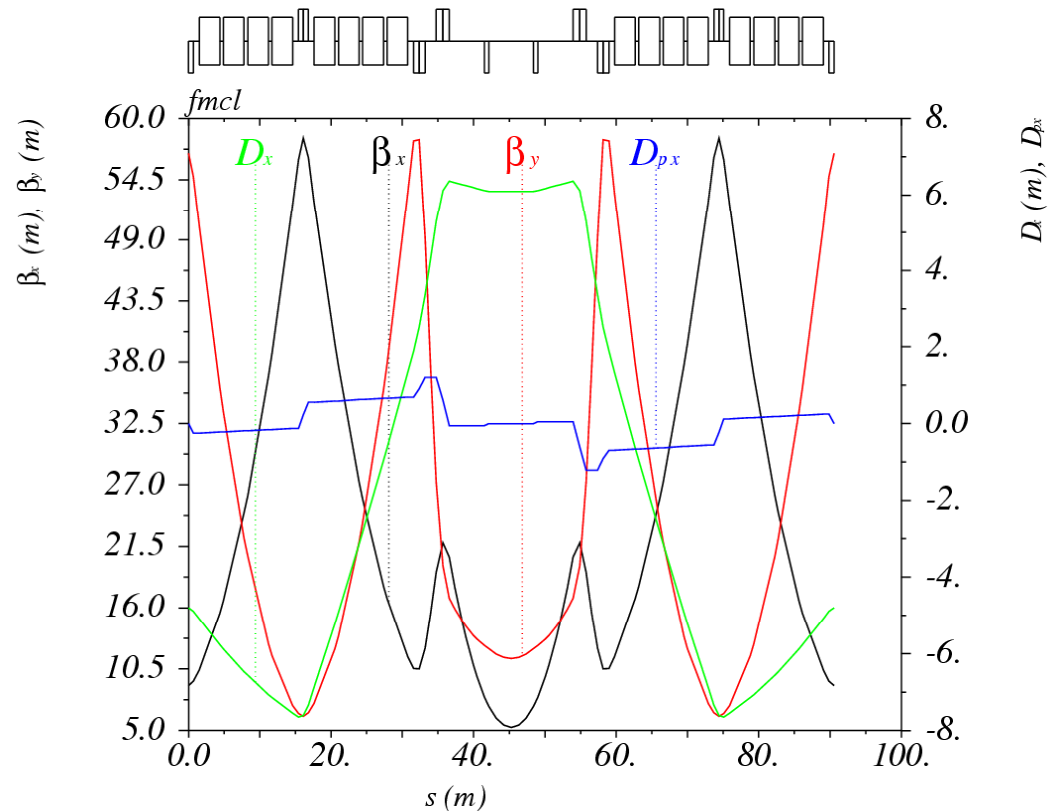
- Reduce further the transition energy by moving bends towards areas of negative dispersion and shorten the module

Alternative NMC module

- 1 FODO cell with 4 + 4 bends and an asymmetric low-beta triplet

- Phase advances of $320^\circ, 320^\circ$ per module
- Υ_t of **6.2i**
- Five families of quads, with max. strength of 0.1m^{-2}
- Max. beta of **58m** in both planes
- Min. dispersion of **-8m** and maximum of **6m**
- Chromaticities of **-1.6, -1.3**
- Total length of **90.56m**

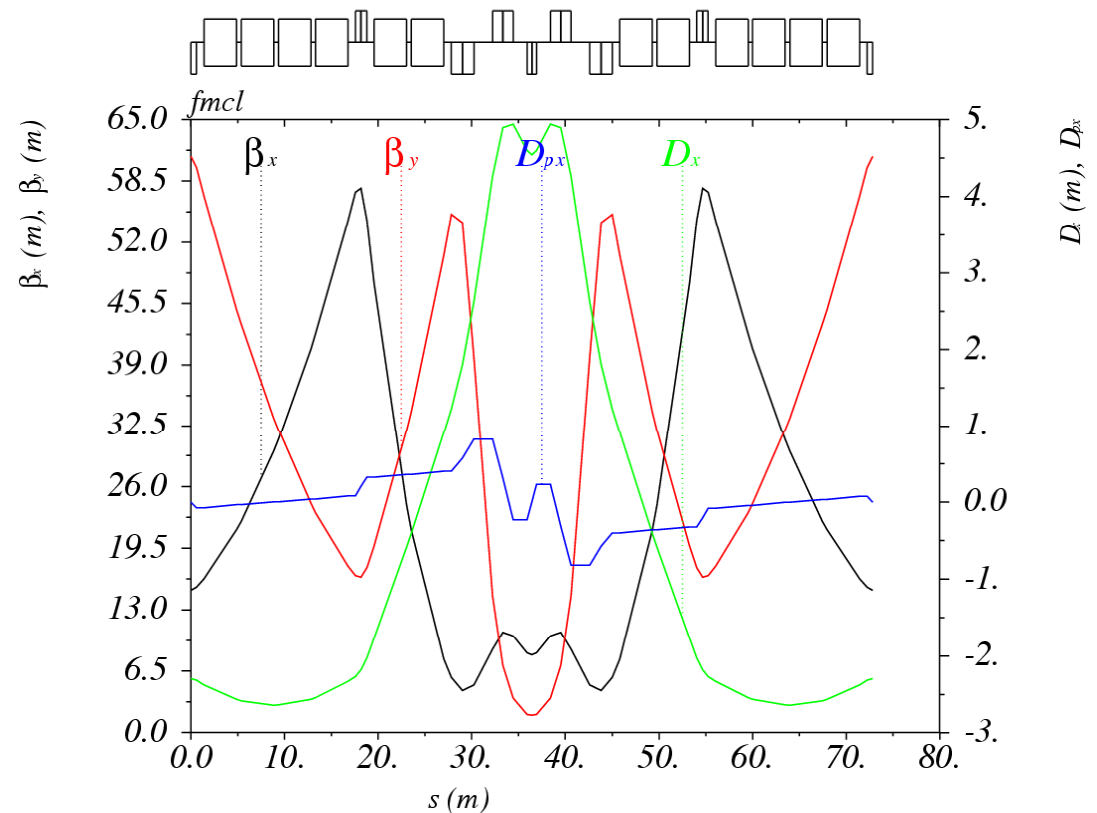
- Fifth quad family not entirely necessary
- Straight section in the middle can control Υ_t
- Phase advance tunable between **240°** and **330°**



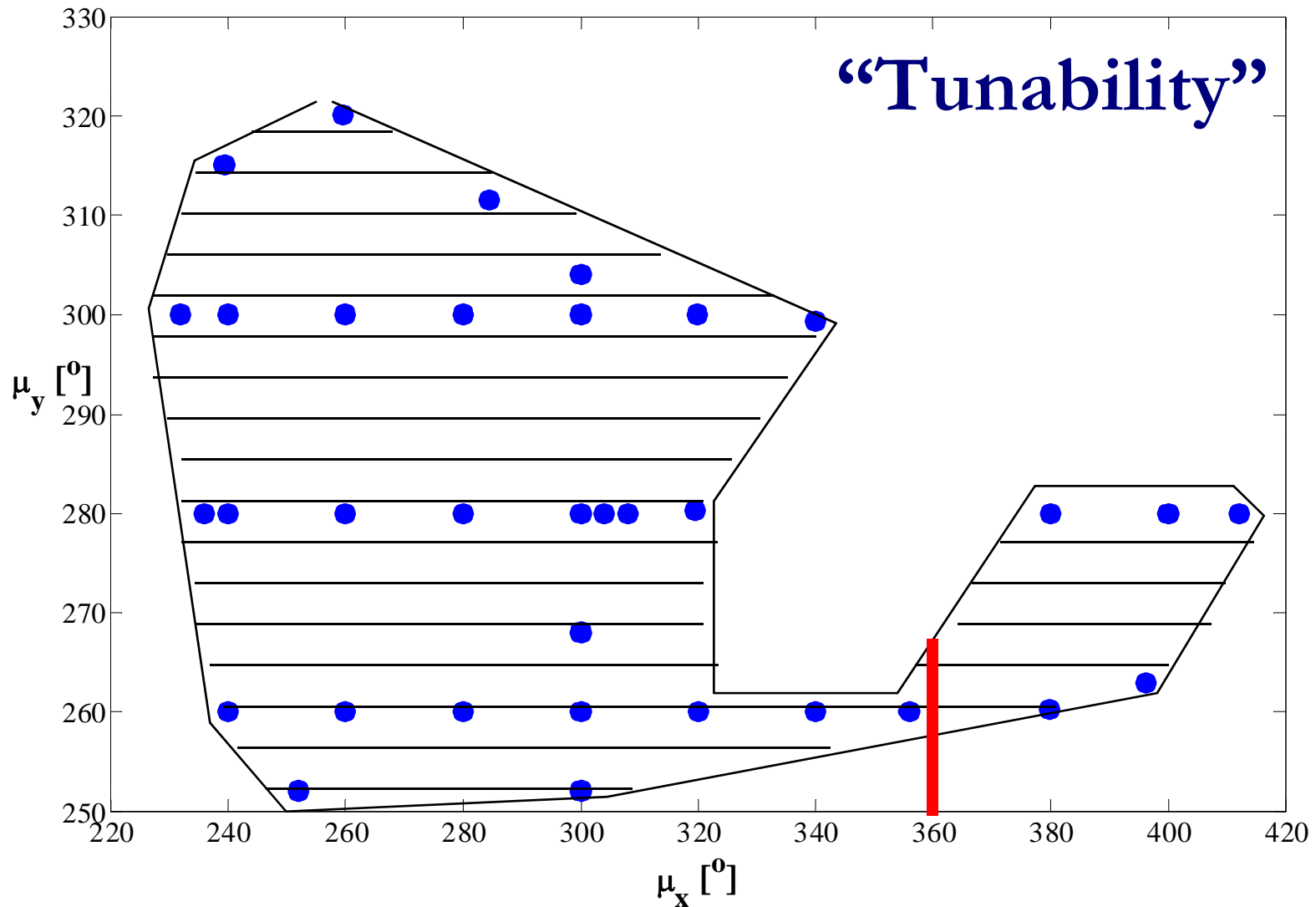
- Main disadvantage the length of the module, giving an arc of around **560m** (5 modules + dispersion suppressors), versus **510m** for the FODO cell arc

The “short” NMC module

- Remove middle straight section and reduce the number of dipoles
- 1 asymmetric FODO cell with 4 + 2 bends and a low-beta doublet
 - Phase advances of $272^\circ, 260^\circ$ per module
 - Υ_t of **10i**
 - Five families of quads, with max. strength of **0.1m^{-2}**
 - Max. beta of around **60m** in both planes
 - Min. dispersion of **-2.3m** and maximum of **4.6m**
 - Chromaticities of -1.1, -1.7
 - Total length of **71.72m**

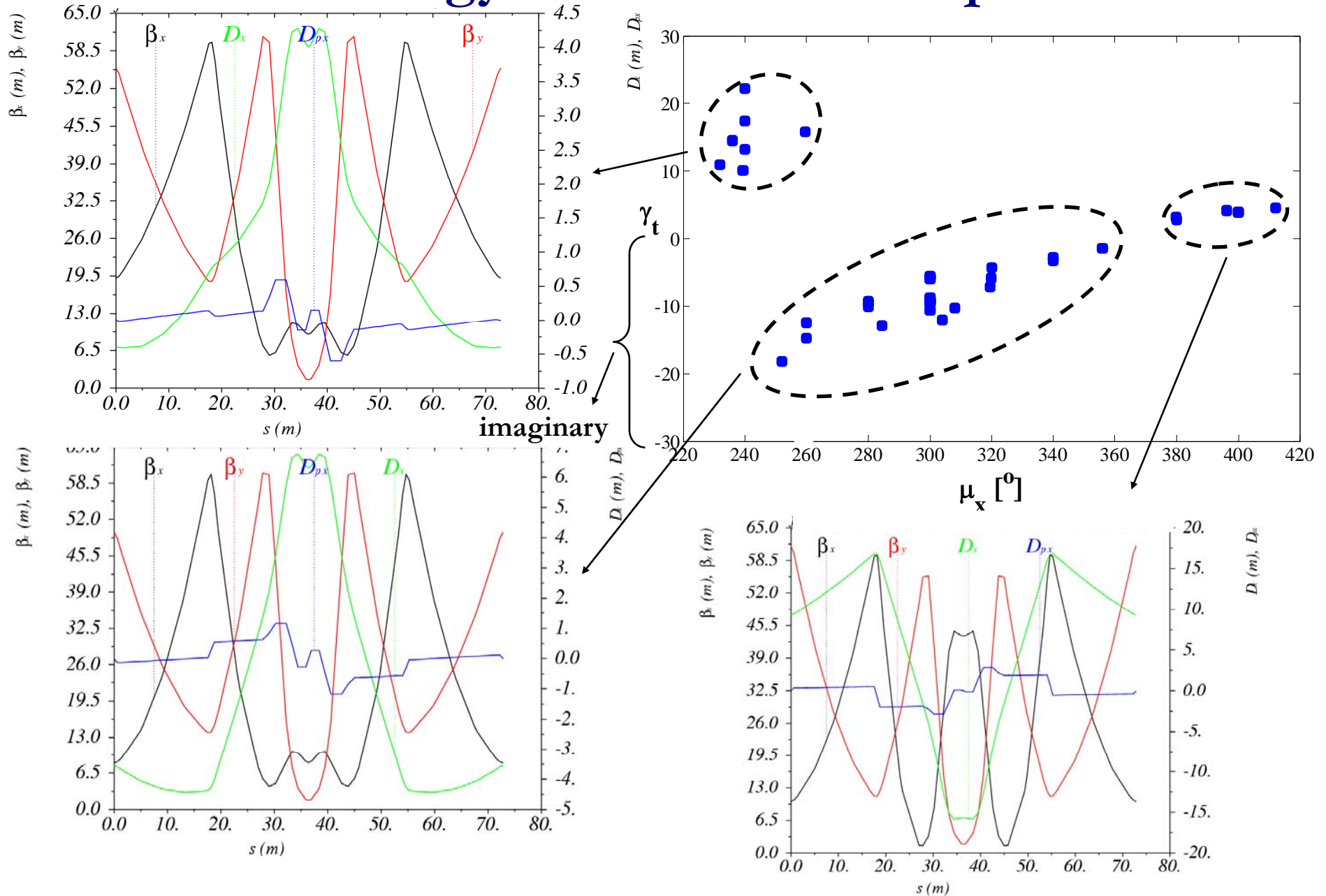


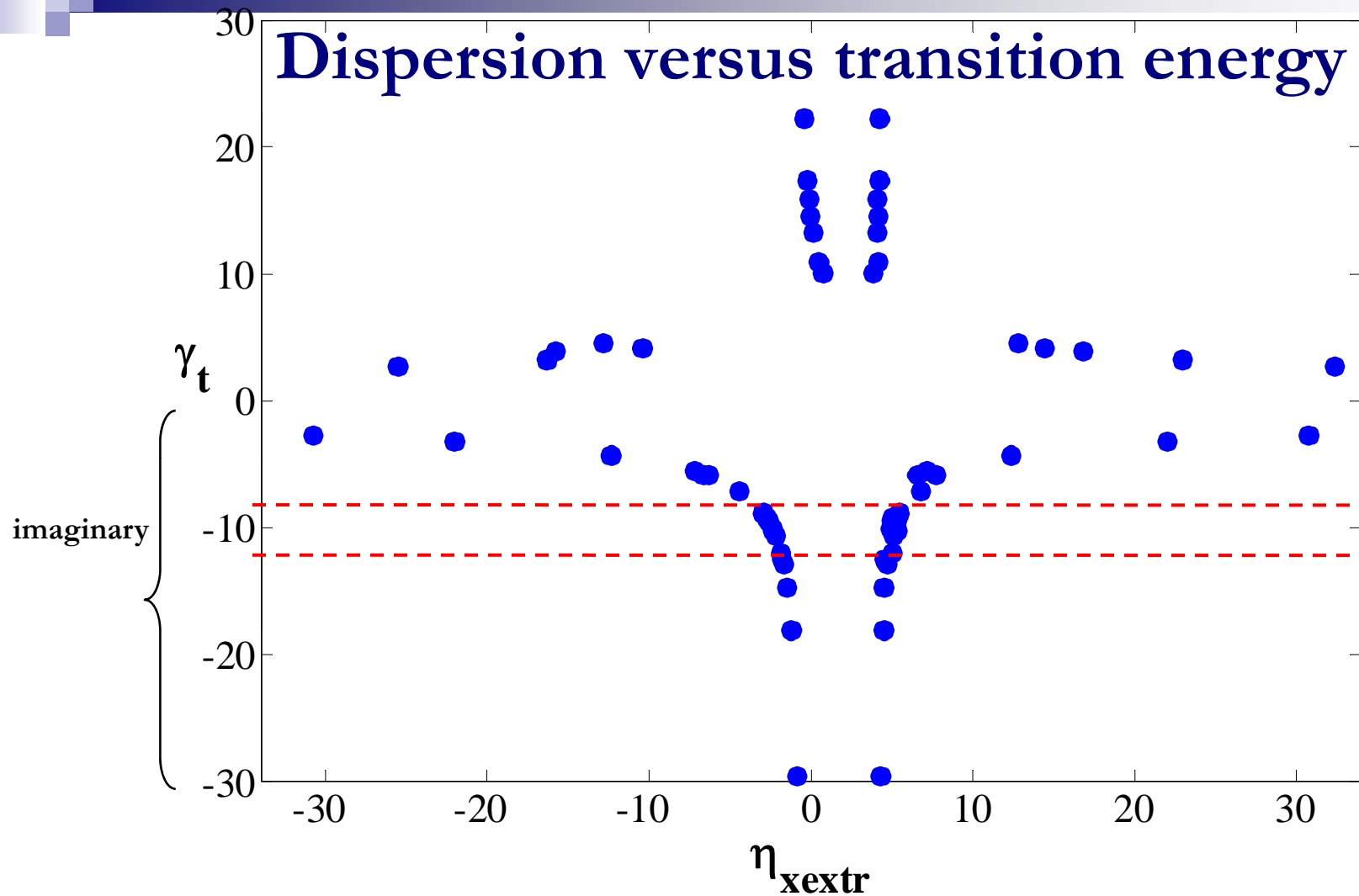
- Considering an arc of 6 modules + 2 dispersion suppressors of similar length, the total length of the arc is around **510m**



- Phase advance tunable between **240°** and **420°** in the horizontal and between **250°** and **320°** in the vertical plane

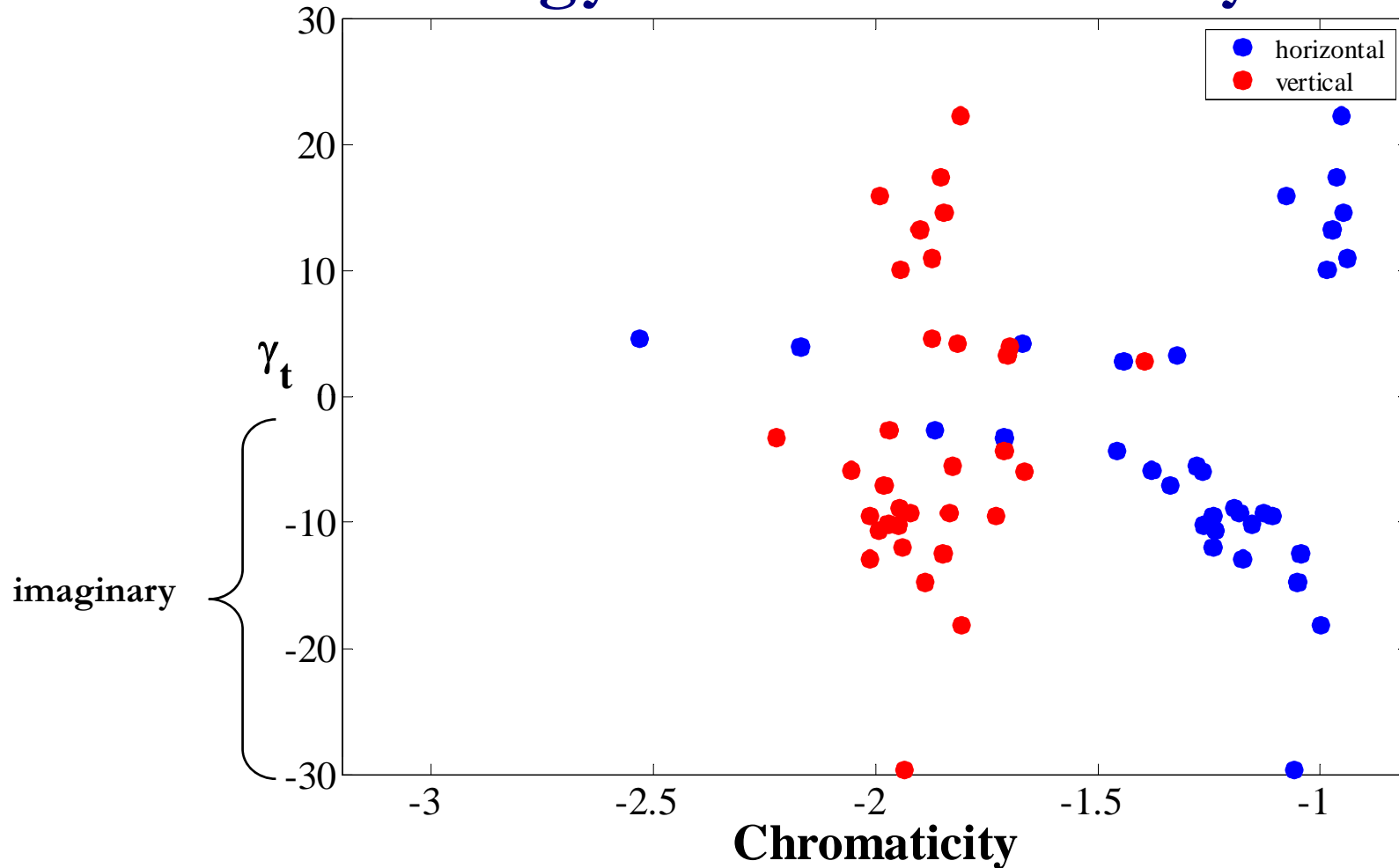
Transition energy versus horizontal phase advance





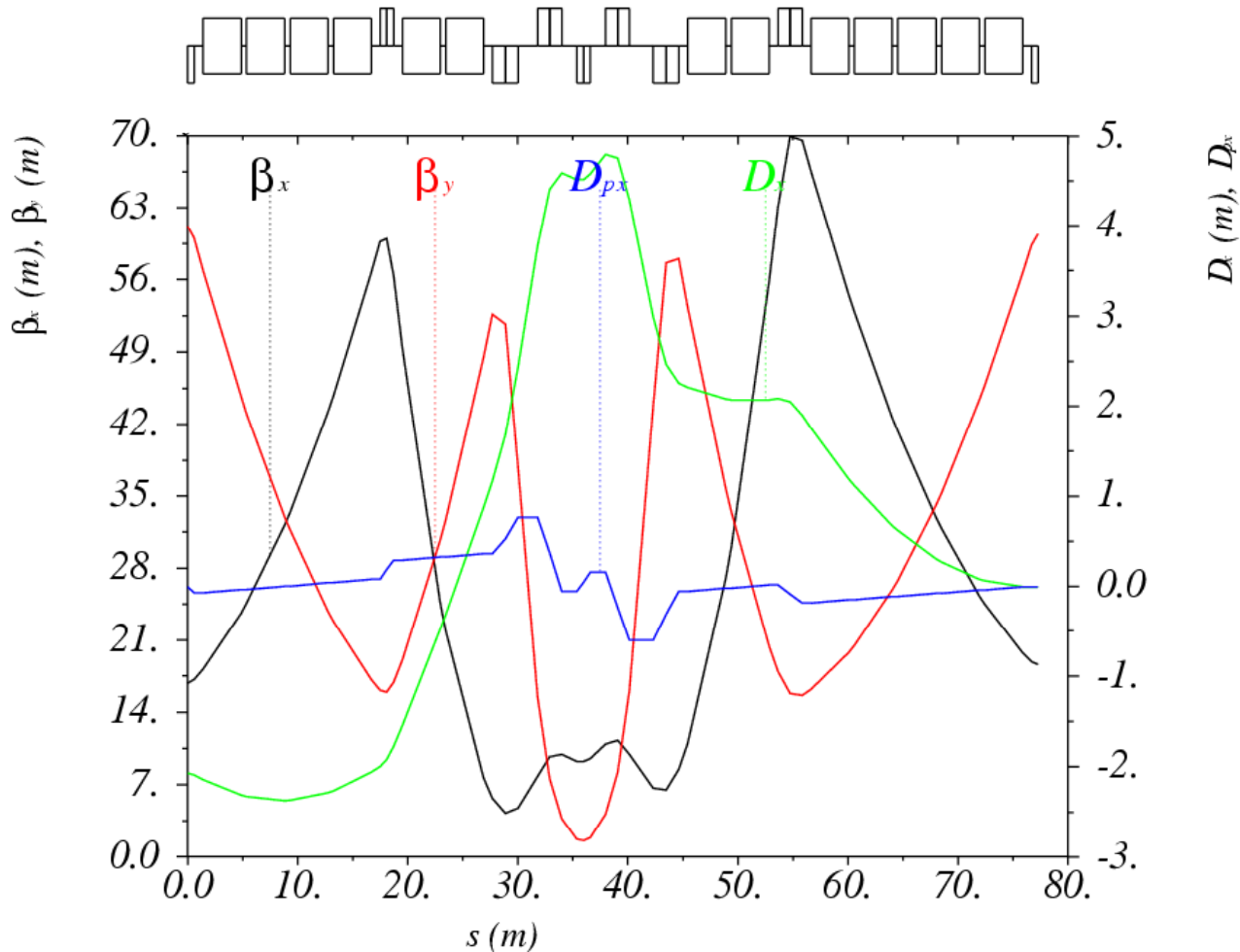
- Almost linear dependence of momentum compaction with dispersion min/max values
- Higher dispersion variation for γ_t closer to 0
- Smaller dispersion variation for higher γ_t

Transition energy versus chromaticity



- Higher in absolute **horizontal** chromaticities for smaller transition energies
- **Vertical** chromaticities between -1.8 and -2 (depending on vertical phase advance)
- Main challenge: design of dispersion suppressor and matching to straights

Dispersion suppressor cell

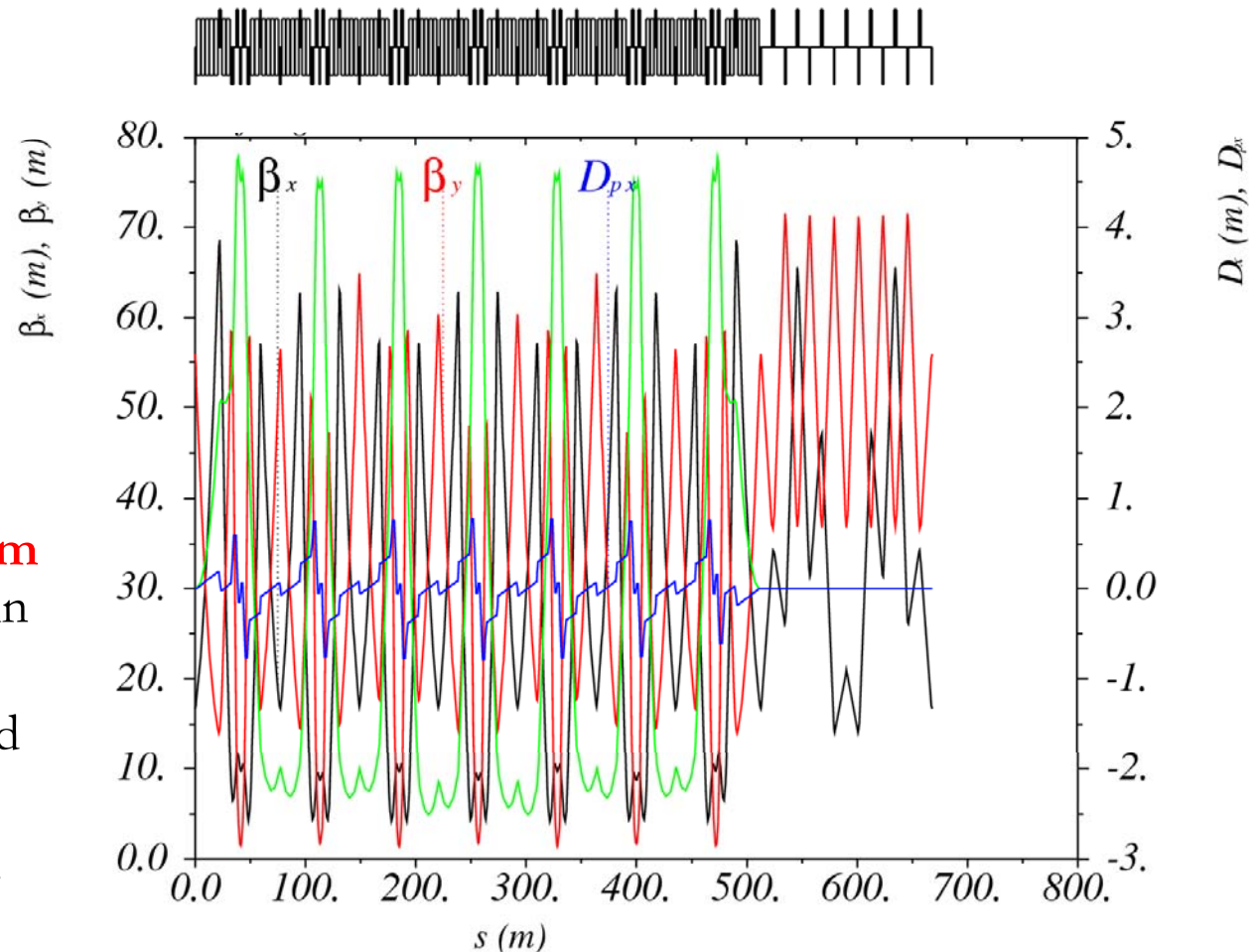


- Similar half module as for the NMC with **2+5** dipoles (instead of 2+4)
- Using 4 families of quads to suppress dispersion, while keeping beta functions “small”
- Maximum beta of **70m**
- Total length of **77.31m**

- Adding a straight section with 7 FODO cells, using 2 matching quadrupoles

- Straight drift of **9.5m**
- Tunes of (12.1,11.4)
- Υ_t of **12.9i**
- 13 families of quads, with max. strength of 0.1m^{-2}
- Max. beta of around **71m** in horizontal and **68m** in the vertical plane
- Dispersion of -2.3m and maximum of **4.6m**
- Chromaticities of -16.7 , -25.8
- Total length of **1346m**

The ring I

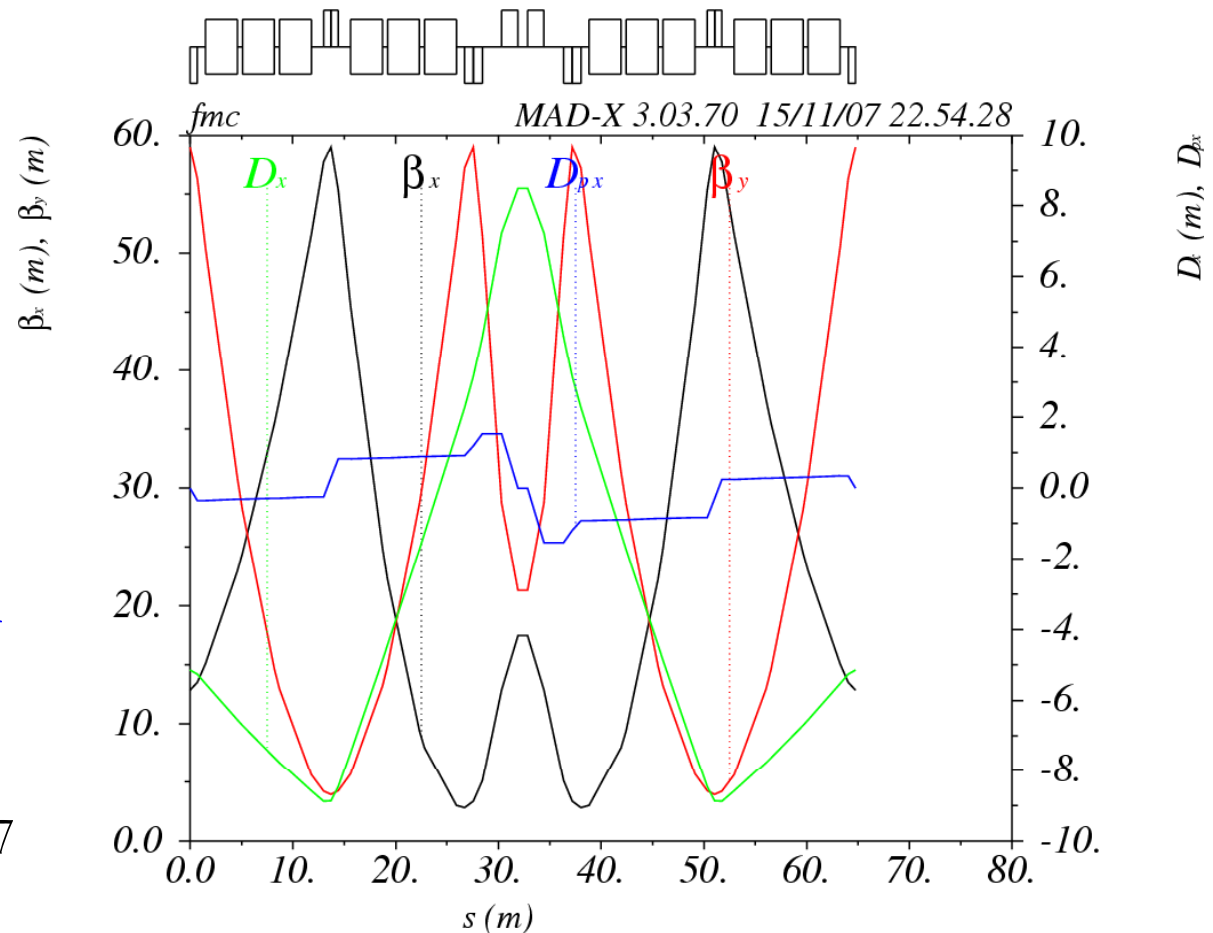


The resonant NMC module

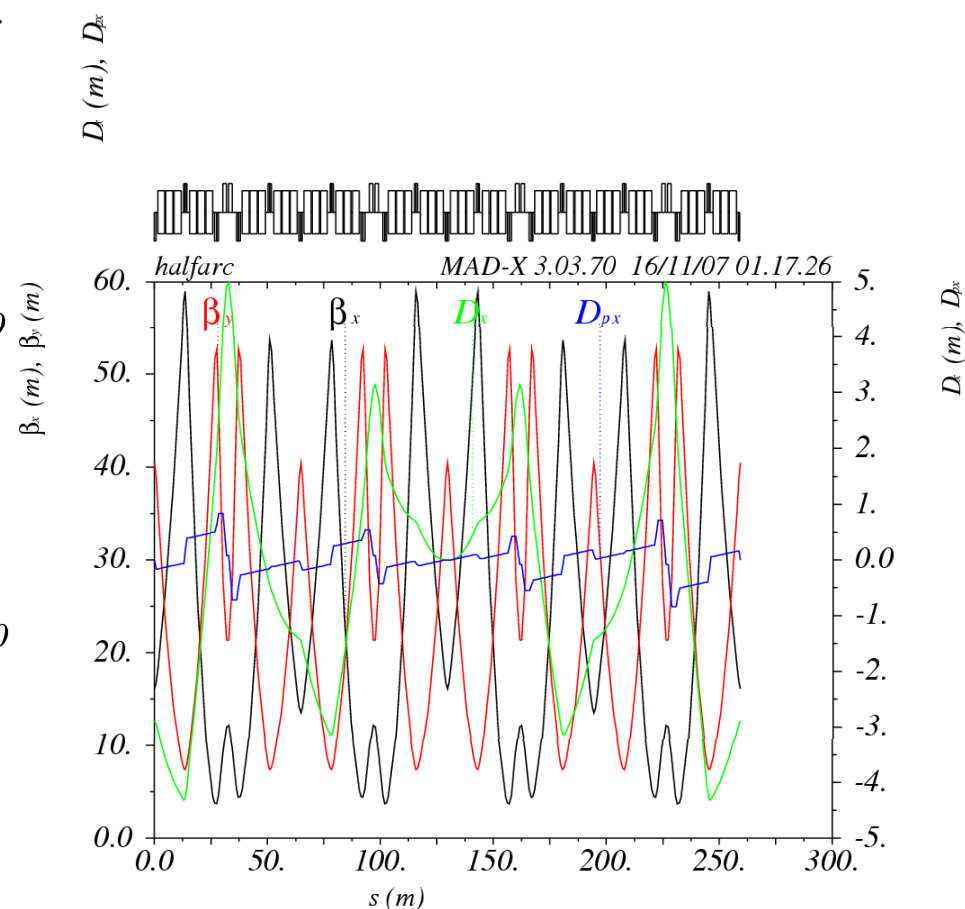
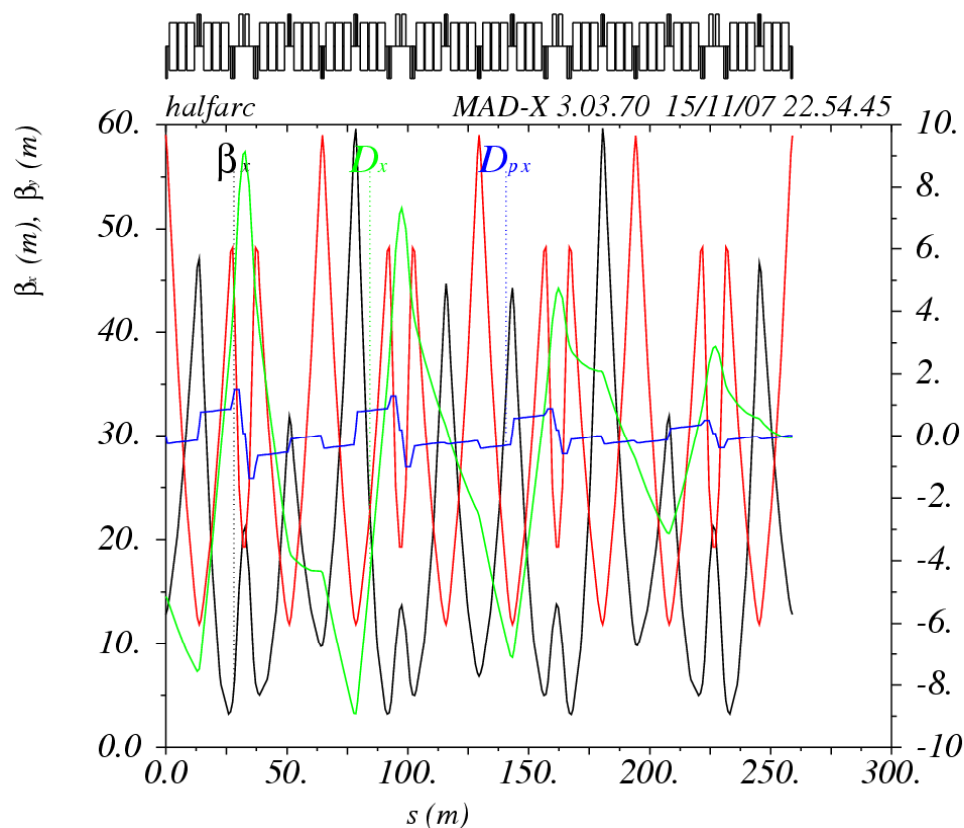
e.g. Y. Senichev BEAM'07

- 1 symmetric FODO cell with 3 + 3 bends and a low-beta doublet

- Phase advances of $315^\circ, 270^\circ$ per module
 - 8 x $315^\circ \rightarrow 7 \times 2\pi$
 - 8 x $270^\circ \rightarrow 6 \times 2\pi$
- Υ_t of **5.7i!!!**
- Four** families of quads, with max. strength of 0.1m^{-2}
- Max. beta of around **59m** in both planes
- Min. and max. dispersion of **-8.5m** and **8.9m**
- Chromaticities of -1.5, -1.7
- Length of **1.2m** between QF and D
- Total length of **64.8m**



Suppressing dispersion

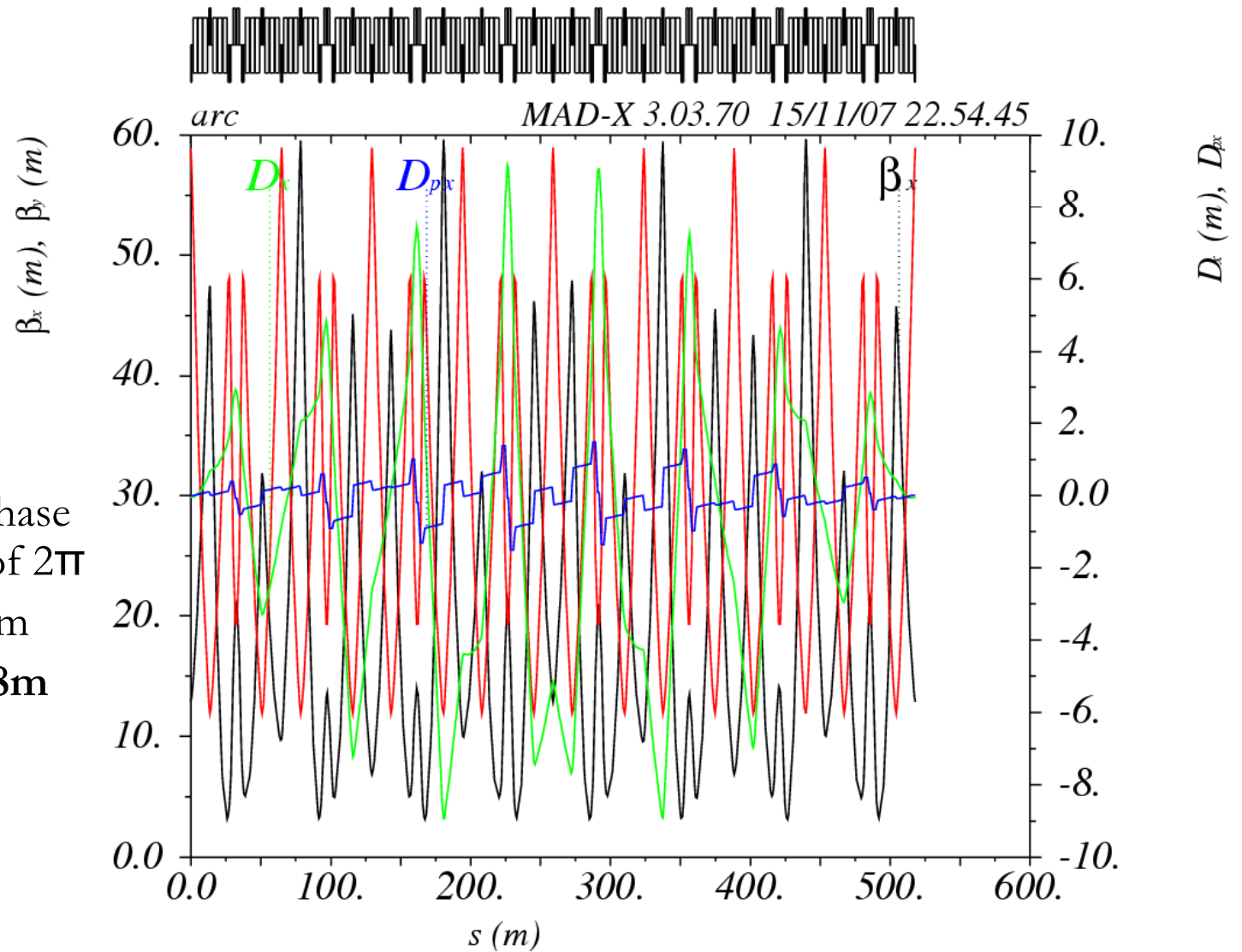


- Dispersion is suppressed by fixing horizontal phase advance to multiple of 2π
- Solution with **odd** number of 2π multiples is preferable for getting **lower imaginary**

Yt

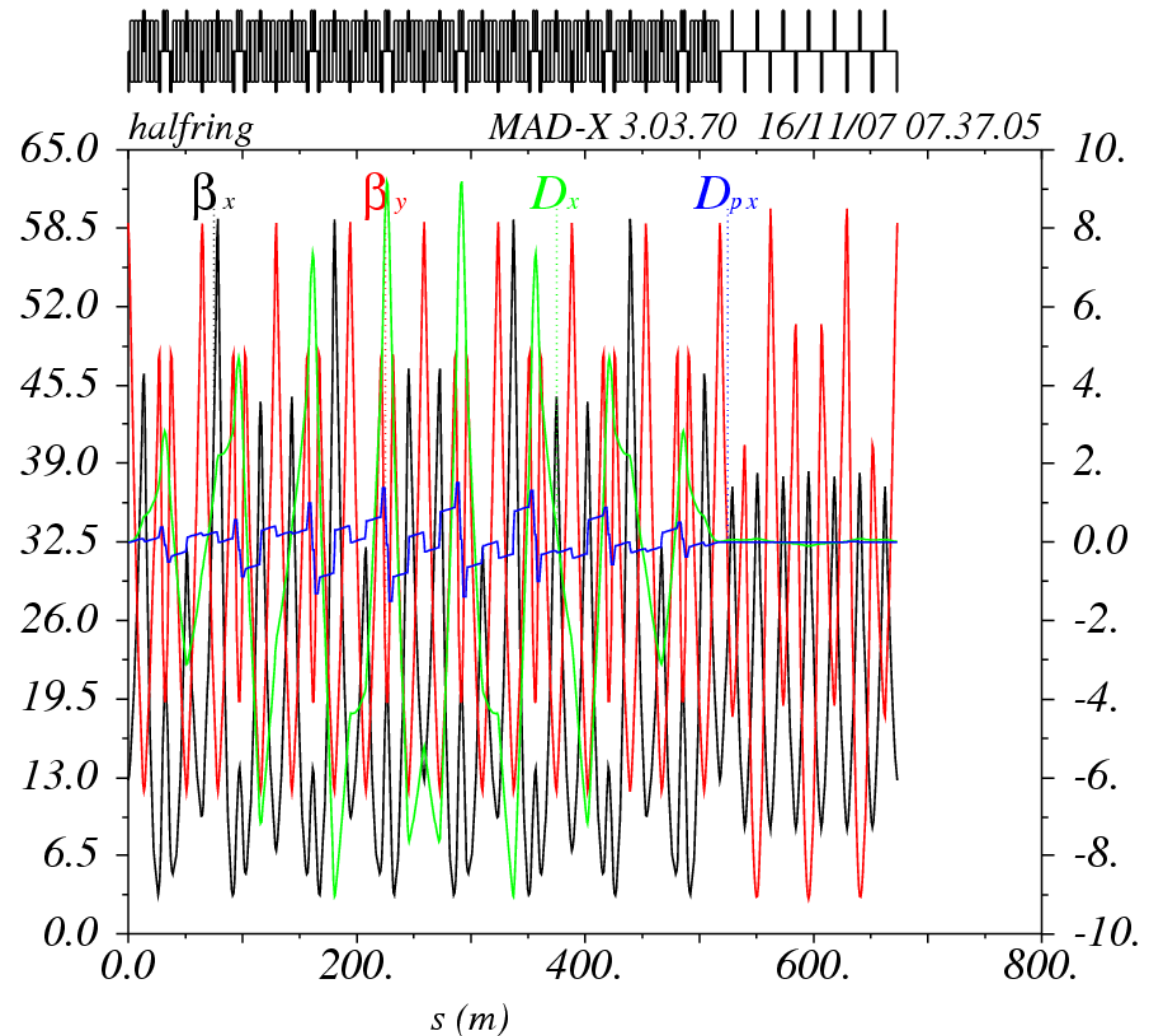
The “resonant” NMC arc

- 8 NMC modules
- Total horizontal phase advance multiple of 2π
- Maximum β of 59m
- Total length of **518m**



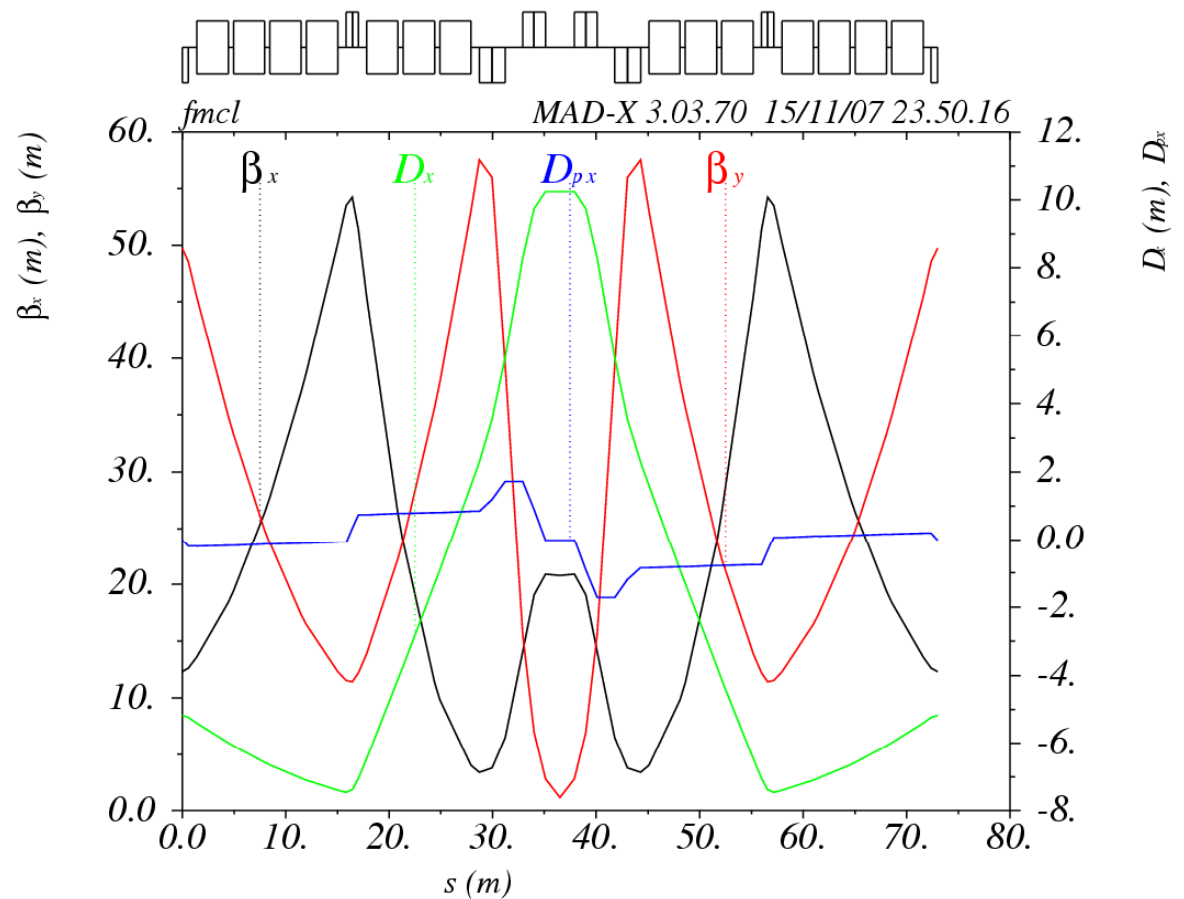
The “resonant” NMC ring II


- Adding a straight section with 7 FODO cells, using 2 matching quadrupoles
 - Straight drift of **9.4m**
 - Tunes of (16.8,9.8)
 - Υ_t of **10.7i**
 - 8 families of quads, with max. strength of 0.1m^{-2}
 - Extra families for phase advance flexibility in the straight
 - Max beta of around **60.5m** in horizontal and vertical plane
 - Min. and max. dispersion of **-8.5m** and **8.9m**
 - Chromaticities of -21.7, -19.8
 - Total length of **1346m**



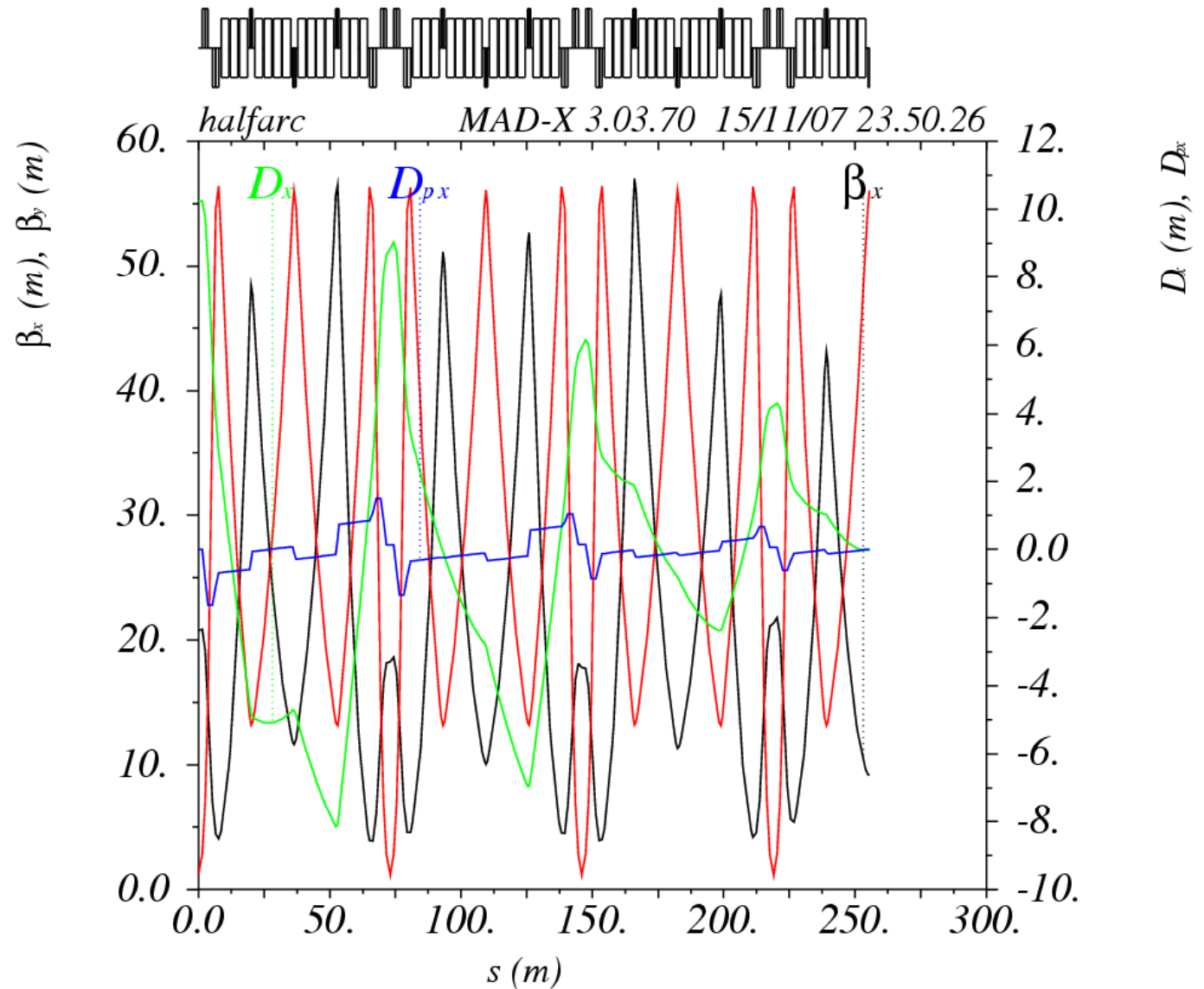
An optimized NMC module

- 1 asymmetric FODO cell with 4 + 3 bends and a low-beta doublet
 - Phase advances of $316^\circ, 300^\circ$ per module
 - Υ_t of **5.6i!!!**
 - **Four** families of quads, with max. strength of 0.1m^{-2}
 - Max. beta of around **54m** and **58m**
 - Min. and max. dispersion of **-7.8m** and **10.2m**
 - Chromaticities of -1.3, -2
 - Total length of **73m**





Suppressing dispersion

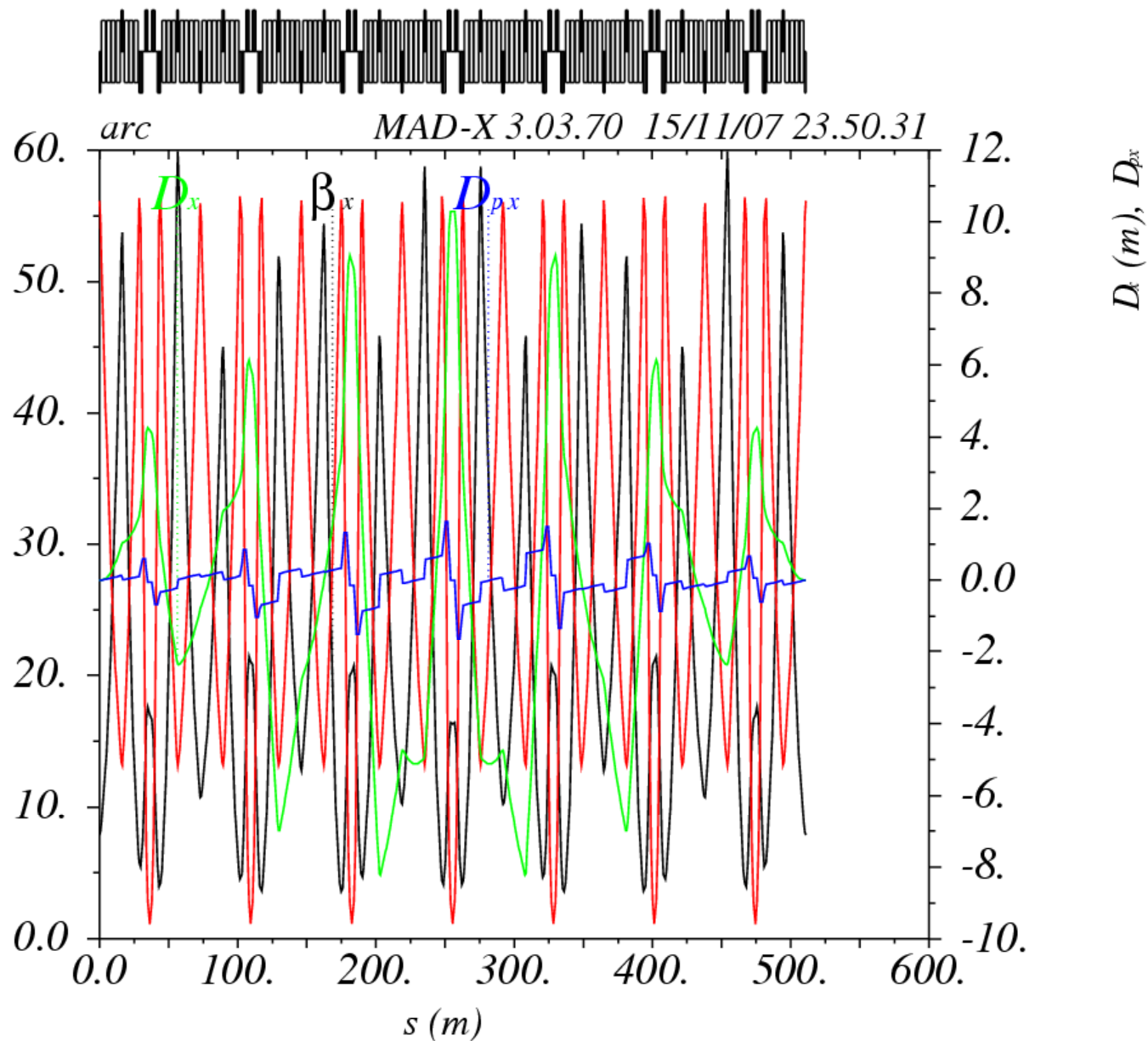


■ Hybrid approach:

- Phase advance close to multiple of 2π and 2 extra quad families ₂₆

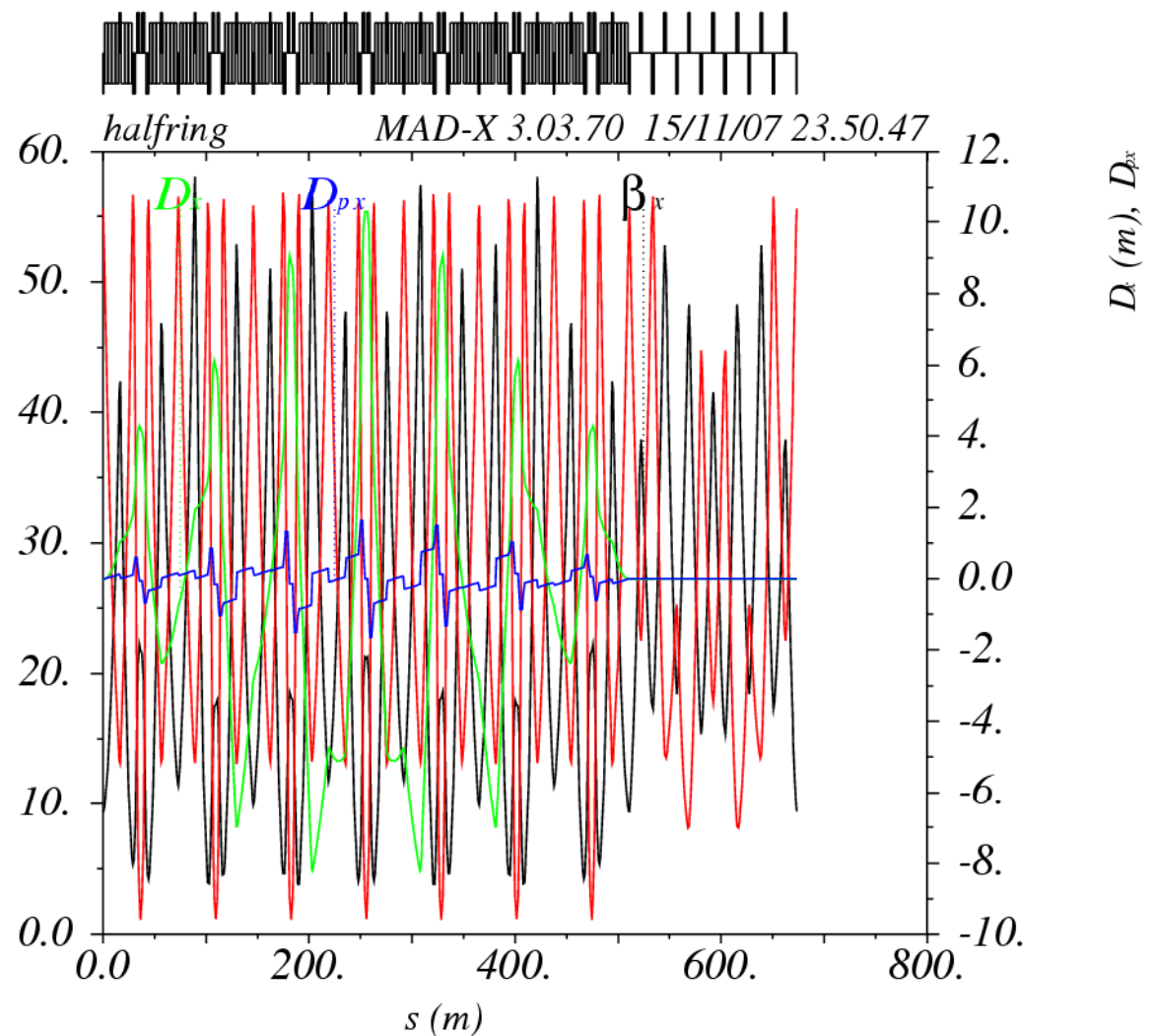
The arc III

- 7 NMC modules
- Phase advances of $5.8 \times 2\pi$ and $5.5 \times 2\pi$
- Maximum β of 60m
- Total length of **511m**



The NMC ring III

- Adding a straight section with 7 FODO cells, using 2 matching quadrupoles
 - Straight drift of **9.5m**
 - Tunes of (13.8,13.4)
 - Υ_t of **10.9i**
 - 10 families of quads, with max. strength of 0.1m^{-2}
 - Extra families for phase advance flexibility in the straight
 - Max beta of around **58m** in horizontal and **56m** in the vertical plane
 - Min. and max. dispersion of **-8.2m** and **10.2m**
 - Chromaticities of -18.7, -29.5
 - Total length of **1346m**



Comparison

Parameters	RING I	RING II	RING II
Transition energy	12.9i	10.7i	10.9i
Number of dipoles	172	192	196
Dipole length [m]	3.45	3.11	3.03
Arc module length [m]	71.7	64.8	73
Number of arc modules	5+2	8	7
Arc length [m]	513.5	518	511
Straight section drift length [m]	9.5	9.4	9.5
Quadrupole families	13	8	10
Arc phase advance [2π]	5.2/5.2	7/6	5.8/5.5
Maximum beta functions [m]	71/68	61/61	58/56
Maximum dispersion function [m]	4.7	8.9	10.2
Tunes	12.1/11.4	16.8/9.8	13.8/13.4
Chromaticity	-16.7/-26.8	-21.7/-19.8	-18.7/-29.5



Summary

- Different lattice types for PS2 optics investigated
 - FODO type lattice a straightforward solution
 - Challenge: Transition crossing scheme
 - NMC lattice possible alternative
 - No transition crossing
 - Challenge: low imaginary transition energy
- Perspectives:
 - Complete the lattice design including chromaticity correction and dynamic aperture evaluation
 - Detailed comparison based on performance with respect to beam losses
 - Collimation system
 - Non-linear dynamics
 - Collective effects